



SiriusWeb V2.2
Staff Costs Calculator
User Guide

Updated October 2006 for version 2.2

Version History

SiriusWeb version 2

Developed to facilitate [Standard Costings](#) and [Full Economic Costings](#).

SiriusWeb version 2.2

Developed in order to allow calculations to take into account the changes in the way Pay Awards are implemented (as agreed by the UCEA (JNCHES) pay agreement).

Standard Costing or Full Economic Costing

To switch between the different methods:

1. Check which costing type is displayed on the first page of the calculator screen (see the lower circle).
2. If necessary, click the **Change costing type/details** link (see the upper circle)

Use SiriusWeb Help Contacts

About SiriusWeb Links Home

[Next page](#) | [Reset form to default parameters](#) | [Change costing type/details](#)

SiriusWeb Staff Costs Calculator > Staff category and salary

Your institution: Leeds

Staff category: Academic (pre 1992)

Starting scale and point: Lecturer A UAP Point 8 £ 22191

Salary (£): 22191

FTE (%): 100

Additional allowances: 0

Pension: USS

Costing Type: Standard Costing
London allowance: £ 0
Basic salary: £ 22191

Go to section on:

[Standard Costing](#)

[Full Economic Costing \(fEC\)](#)


[User Defined Salary](#)

[Set Pay Awards](#)

[Glossary](#)

Estimated Employment Cost - Standard Calculation

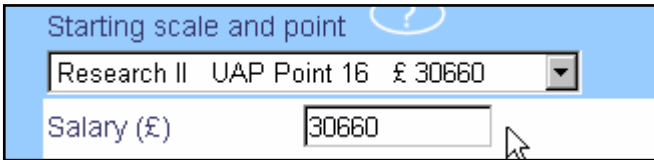
1. Check that [standard calculation](#) is displayed in the summary information at the bottom of screen 1. To calculate a full economic costing please see the section on [Full Economic Costing \(fEC\)](#) below.



Costing Type: Standard Costing
London allowance: £ 0
Basic salary: £ 22191

2. Select your [Institution](#) from the **Your Institution** drop down menu.
3. Select the [Staff Category](#) on which you wish to report from the **Staff Category** drop down menu.

4. Select the [Starting Scale and Point](#) from the **Starting Scale and Point** drop down menu. When a 'scale and point' is chosen from this menu list, the annual full-time salary is automatically shown in the **Salary £** box.



Starting scale and point

Research II UAP Point 16 £ 30660

Salary (£) 30660

5. Enter the [FTE](#) in the **FTE(%)** box.

6. **Salary.** As mentioned in point 4 above this is automatically derived from the selections made in Staff category, Starting scale and point, and FTE(%). (If you want to define your own salary please see the section on [User Defined Salaries.](#))



Your institution

Leeds

Staff category

Research (AR, pre 1992)

Starting scale and point

Research II UAP Point 16 £ 30660

Salary (£)

30660

FTE (%)

100

Additional allowances

0

Pension

USS

7. Enter any [additional allowances](#) in the **Additional Allowances** box. This is not a required field.

Costing Type: Standard Costing
London allowance: £ 0
Basic salary: £ 30660

8. Select the appropriate [pension scheme](#) from the **Pension** dropdown list.
9. Click the **orange Next** button.

Screen 2 (standard calculation)

10. Enter a [start date](#) using the **Start Date** selectors.

11. Enter an [end date](#) using the **End Date** selectors

12. Enter the [increment date](#) using the **Increment Date** selector.

A screenshot of the date selection interface. It contains four rows of date selectors, each with a question mark icon to its right. The first row is 'Start date' with dropdowns for '01', '08', and '2006'. The second row is 'End date' with dropdowns for '31', '07', and '2011'. The third row is 'Increment date' with dropdowns for '01', '08', and '2007'. The fourth row is 'Promotion date' with dropdowns for 'dd', 'mm', and 'yyyy'.

13. Enter the [promotion date](#) using the **Promotion Date** selector (promotion date is optional).

14. Enter the [new scale point and salary](#) from the **New Scale/Point/Salary** drop down menu (New Scale/Point/Salary is optional and should only be used if a promotion date has been entered).

15. Select a [calculation method](#) from the **Calculation Method** drop down list.

16. Select the **Use Discretionary Points** check box if the employee is to be promoted beyond the normal top of their scale and onto the [discretionary scale points](#).

17. Select the required [end of financial year](#) from the **Financial Year End** drop down menu.

18. Enter a [cost percentage](#) in the **Cost percentage to display** box.

A screenshot of the main configuration interface. It features several fields and controls: 'Promotion date' with dropdowns for 'dd', 'mm', and 'yyyy'; 'New scale/ point/ salary' with a dropdown menu showing 'Research II UAP Point 16 £30660'; 'Calculation method' with a dropdown menu showing 'Standard (include increments+inflation)'; 'Use discretionary points' with an unchecked checkbox; 'Financial year end' with a dropdown menu showing 'July'; 'Cost percentage to display' with a text input field containing '100'; and 'Pay Awards' with a text input field containing 'You are using the default pay awards' and a red link 'View / Alter Pay Awards' circled in black. At the bottom, there are two orange navigation buttons: a left-pointing arrow and a right-pointing arrow.

19. If you want to use the **default Pay Award** which has been set for this category of staff click the orange right-pointing button to **progress to the next screen**.

20. If you want to see what the defaults are or apply customised defaults, click the **View / Alter Pay Awards** link.


Set Pay Awards

The **Set Pay Awards** screen (accessed as part of a calculation from either screen two or screen three) **displays the default pay awards** for the current calculation. National salary scale default pay awards are set by the SiriusWeb Team in Leeds, salary scale default pay awards that are local to your institution are set by your [SiriusWeb Institutional Contact](#) when the local salary scale is created. All default pay awards can be overwritten.


- You can set up to 10 pay awards.
- Pay Awards will be effective from the date shown in the Pay Award Date column. (All **dates** must start from the **1st of the month**).
- Pay Awards will either be a [percentage](#) or a [threshold](#) value whichever is highest.
- You can **overwrite** the values shown or create new Pay Awards.
- You can **delete** a Pay Award by blanking out each of its three entries.



[Return](#) | [Reset Pay Awards to Defaults](#) | [Sort in Pay Award Date Order](#)
 SiriusWeb Staff Costs Calculator > Set Pay Awards

Pay Award Date <i>01/mm/yyyy</i>	Percentage <i>0 to 100</i>	Threshold <i>0 to 9999</i>
01/06/2006	0	0
01/08/2006	3.5	0
01/02/2007	1	0
01/08/2007	3	0
01/05/2008	3	420
01/10/2008	2.5	0
01/08/2009	0	0
01/08/2010	0	0
01/08/2010	0	0
01/08/2011	0	0



- **Blank** lines in the table will be ignored.
- You can **re-order** the Pay Awards by clicking the link **Sort in Pay Award Date Order**.
- You can restore the Pay Award defaults by clicking the link **Reset Pay Awards to Defaults**.
- Click the **orange left-point button** (or the **return link**) to **return to the calculation**.
- If you do change the default pay awards, when you return to the calculation you will see the message “You are **not** using the default pay awards”

Pay Awards  You are **not** using the default pay awards [View / Alter Pay Awards](#)

Screen 3 (standard calculation)

You will now see a summary of the selection criteria in the upper part of the screen.

SiriusWeb Staff Costs Calculator > Results			
Costing type	Standard Costing	Increment Date	01/08/2007
Institution	Leeds	Promotion date	N/A
Staff category	Research (AR, pre 1992)	New scale	N/A
Salary scale	Research II	New point	N/A
Spinal point:	UAP Point 16	New salary	N/A
Salary	£ 30,660.00	Calculation method	Standard (include increments+inflation)
London allowance	£ 0.00	Use discretionary points	No,
FTE	100%	Financial year end	July
Additional allowances	£ 0.00	Cost percentage	100%
Pension	USS		
Start Date	01/08/2006		
End Date	31/07/2011		

The middle section displays the Pay Award information that has been used in the calculation. This can be changed by clicking the link [Alter Pay Awards](#) at the top of this screen.

[View as XML](#) | [Export this page](#)
[View as XML](#) | [Export this page](#) | [Alter Pay Awards](#) | [Staff Costs Calculator](#)

Pay Award Date	Percentage	Threshold	Pay Award Date	Percentage	Threshold
01/06/2006	0	0	01/08/2006	3.5	0
01/02/2007	1	0	01/08/2007	3	0
01/05/2008	3	420	01/10/2008	2.5	0
01/08/2009	0	0	01/08/2010	0	0
01/08/2010	0	0	01/08/2011 onwards	0	0

The table in the lower section of the screen shows the costs broken down by financial year displaying the [Salary Cost](#), the [Pension Cost](#) and the [NI Costs](#)

Financial year	Salary Cost	Pension Cost	NI Cost	Total
Aug 2006 To Jul 2007	£ 31892	£ 4465	£ 2474	£ 38830
Aug 2007 To Jul 2008	£ 34849	£ 4879	£ 2794	£ 42522
Aug 2008 To Jul 2009	£ 38129	£ 5338	£ 3214	£ 46681
Aug 2009 To Jul 2010	£ 38284	£ 5360	£ 3234	£ 46878
Aug 2010 To Jul 2011	£ 38284	£ 5360	£ 3234	£ 46878
Overall Total:				£ 221789

NOTE

If costs seem low in either the first year or the final year of the period (or both), this is because SiriusWeb reports the total cost for each financial year within the contract period. An employee may commence their contract in October, if the financial year ends in July then the cost for the first year will be for a 10 month period and for 12 months periods thereafter until the final year of the contract. If the contract is due to end in September, then the costs in the financial year will only be for two months.

You can see a table of all of the Salary Scale Points and their costs for your selected Staff Category by clicking on the **View Report** link.

Full Economic Costing Calculation


1. You can now select between two types of calculation within SiriusWeb, a [Standard Costing](#) and a [Full Economic Costing \(fEC\)](#) by clicking the **Change costing type/details** link situated below the menu bar at the top of the screen. SiriusWeb defaults to a [standard costing](#).

[Change costing type/details](#)
staff category and salary







Costing type **Full Economic Costing**


	Number of Working Hours per Day	Number of Working Days per Year	Number of Working Hours per Year
Your values	<input type="text" value="5.5"/>	<input type="text" value="150"/>	825
			Recalculate Number of Working Hours per Year
Default values	5.5	150	825

Caution: In most circumstances there will be no need to change the above costing parameters from the default values for full economic costing.



2. In the **Your values** boxes, set the number of [Working Hours per Day](#) and the [Number of Working Days per Year](#). In most cases there will be no need to change the parameters from the default values set by your institutional contacts.
3. If you change the default values you should **click the Recalculate Number of Working Hours per Year** link.
4. **Click the orange return** button once you have set your values.

Your institution	<input type="text" value="Leeds"/>	
Staff category	<input type="text" value="Research (AR, pre 1992)"/>	
Starting scale and point		
	<input type="text" value="Research II UAP Point 16 £ 30660"/>	
Salary (£)	<input type="text" value="30660"/>	Hours to Cost <input type="text" value="7"/> <input type="text" value="Hours Per Day"/>
FTE (%)	<input type="text" value="100"/>	
Additional allowances	<input type="text" value="0"/>	
Pension	<input type="text" value="USS"/>	



5. Enter [Hours to Cost](#) and **select** the appropriate **time unit** (day, week, month or year).
6. **Complete** the rest of the parameters as for a standard calculation ([see above](#)).
7. **Click the orange next button** to go to screen 2.
8. **Complete screen 2** as for the standard calculation ([see above](#))



[Back to last page](#) | [View / Alter Pay Awards](#) | [Make the calculation](#) | [Start again](#)
 SiriusWeb Staff Costs Calculator > Dates and Adjustments

Start date: 01 08 2006 ?
 End date: 31 07 2011 ?
 Increment date: 01 08 2007 ?
 Promotion date: dd mm yyyy ?
 New scale/ point/ salary: Research II UAP Point 16 £30660 ?
 Calculation method: Standard (include increments+inflation) ?
 Use discretionary points: ?
 Financial year end: July ?
 Cost percentage to display: 100 ?
 Pay Awards ? You are **not** using the default pay awards [View / Alter Pay Awards](#)

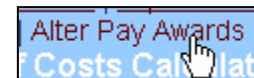
9. Please note you can change pay award criteria by clicking on the [View / Alter Pay Awards](#) link
10. **Click the orange next button** to proceed to the results page.

Screen 3 (fEC calculation)

The upper section of the screen displays the parameters used to perform the full economic costing (fEC) calculation.

SiriusWeb Staff Costs Calculator > Results			
Costing type	Full Economic Costing	Hours to cost	7 Hours Per Year
Hours/day 5.5	Days/year 150	Hours/year	825
Institution	Leeds	Increment Date	01/08/2007
Staff category	Research (AR, pre 1992)	Promotion date	N/A
Salary scale	Research II	New scale	N/A
Spinal point:	UAP Point 16	New point	N/A
Salary	£ 30,660.00	New salary	N/A
London allowance	£ 0.00	Calculation method	Standard (include increments+inflation)
FTE	100%	Use discretionary points	No,
Additional allowances	£ 0.00	Financial year end	July
Pension	USS	Cost percentage	100%
Start Date	01/08/2006		
End Date	31/07/2011		

The middle section displays the Pay Award criteria used in the calculation; this can be changed by clicking the link **Alter Pay Awards** at the top of the screen.



Pay Award Date	Percentage	Threshold	Pay Award Date	Percentage	Threshold
01/06/2006	0	0	01/08/2006	3.5	0
01/02/2007	1	0	01/08/2007	3	0
01/05/2008	3	420	01/10/2008	2.5	0
01/08/2009	0	0	01/08/2010	0	0
01/08/2010	0	0	01/08/2011 onwards	0	0

The lower section of the screen shows the full economic costing (fEC) calculation by financial year and includes the [Rate](#) and [Hours](#) used in the costing.

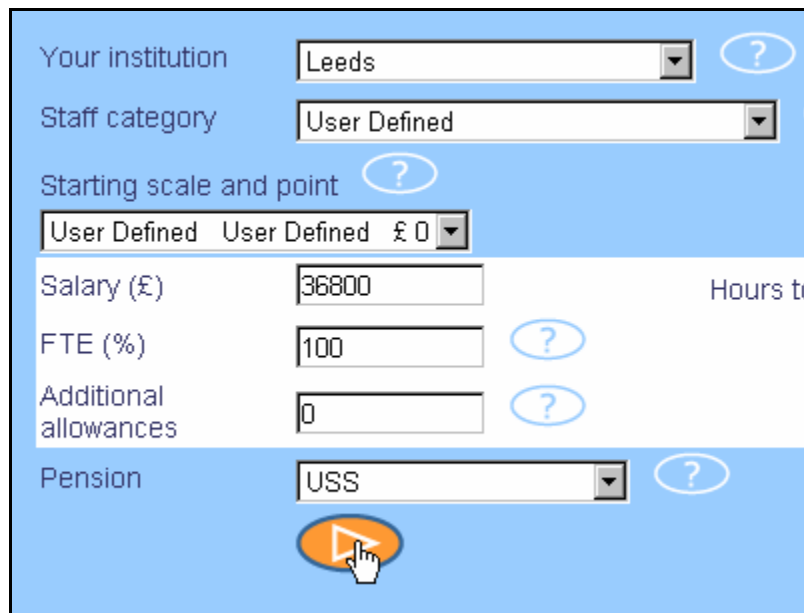
Financial year	Rate	Hours	Salary Cost	Pension Cost	NI Cost	Total
Aug 2006 To Jul 2007	47.07	7	£ 271	£ 38	£ 21	£ 329
Aug 2007 To Jul 2008	51.54	7	£ 296	£ 41	£ 24	£ 361
Aug 2008 To Jul 2009	56.58	7	£ 324	£ 45	£ 27	£ 396
Aug 2009 To Jul 2010	56.82	7	£ 325	£ 45	£ 27	£ 398
Aug 2010 To Jul 2011	56.82	7	£ 325	£ 45	£ 27	£ 398
Overall Total:						£ 1882

If you wish to return to the calculation to make changes to any of the parameters you should use the orange back buttons and return links rather than the browsers back button as this will not retain your parameters.

User Defined

The User Defined option in the staff category list allows you to enter a salary rather than it being determined by the salary scale and point. For example, the User Defined scale should be used when calculating the cost of a professor.

1. **Select** your Institution
2. From the **Staff Category** list select **User Defined** (right at the bottom of the list).
3. Leave Starting Scale and Point as shown.



The screenshot shows a form with the following fields and values:

- Your institution: Leeds
- Staff category: User Defined
- Starting scale and point: User Defined, User Defined, £ 0
- Salary (£): 36800
- FTE (%): 100
- Additional allowances: 0
- Pension: USS

There are question mark icons next to the 'Your institution', 'Staff category', 'Starting scale and point', 'FTE (%)', 'Additional allowances', and 'Pension' fields. A hand cursor is pointing to a 'Next' button (a right-pointing arrow) at the bottom of the form.

4. **Enter** required amount of Salary in **Salary £** box.
5. **Enter** FTE(%)
6. **Click** the **Next** button.
7. **Continue** through [Screen 2](#) as above.

Glossary

Standard Costing. Selection of the standard costing option will allow SiriusWeb users to calculate the full employment costs including employer's pension and national insurance contributions, increments and pay awards for a specific contract duration. The calculation costs are calculated per day of the contract period (based on 365 days).

Full Economic Costing. Full economic costing is an option that enables you to calculate the salary cost of the time an individual member of staff spends on one specific project. It has been developed to support the implementation of the full economic costing requirement by the Office of Science and Technology (OST) and the Funding Councils to enable the project manager to ensure all direct and indirect costs of a project are included in research grant applications.

Your institution. The database contains all current UK HEIs. Both pre- and post-1992 institutions are listed.

Staff Category. Primary staff grouping (eg Research or Academic).

Starting Scale and Point. Determines the starting salary scale and point of the employee. All standard national scales are included in SiriusWeb. Institutions can, if required, include their own local scales. See your SiriusWeb Contact for details of how to do this. The User Defined option at the bottom of the menu list can be used where a one-off salary, not listed on the usual salary scales and points, needs to be used. The calculator will also take account of any London weighting where applicable.

Additional Allowances. Additional allowances are one-off payments that will be made to the member of staff (eg an honorarium). Not to be confused with London weighting.

FTE. Stands for full-time equivalent and represents the amount of time an employee works as a percentage of somebody working full time (if somebody is employed for exactly half of the time of a full time person then this would mean that they had an fte of 50% so 50 should be entered in the FTE(%) box).

Pension scheme. All standard national pension schemes are included in SiriusWeb. Institutions can, if required, include their own local pension scheme. See your SiriusWeb Contact for details of how to do this.

Start date. This is the date from which the calculation will commence. You cannot enter a date earlier than the start of the current financial year. Calculations are calculated to the nearest day.

End date. This is the date when the calculation will end. Calculations are calculated to the nearest day.

Increment date. For most staff this should be 1 August of the year when an incremental pay rise will be awarded but this can be changed. It may only be left blank if you are using the User Defined salary option.

Promotion date. The promotion date is optional (it defaults to blank). Setting a date here ensures that the financial effect of any promotion to a higher grade or additional salary increments is taken into account. This is separate from any normal incremental rises.

New scale point and salary Select the new scale point and salary for the promotion grade. This should be left blank if the promotion .date has been left blank.

Calculation method. Various methods may be adopted for calculating staff costs, for example: inflation, increments or both may be taken into account. The standard option should be selected if you are calculating costs for an HE institution. If the calculations are for another sponsor, eg a research board then their methodology should be considered.

Use discretionary points. Tick the check box if you want the calculation to go beyond the top of the grade and onto the discretionary points. Note, by selecting this option the calculator assumes they will continue onto the next discretionary point. If you only want to assume one discretionary increment for one year then it is better to use the promotion feature and leave the discretionary points box blank.

End of financial year. The final output screen displays the calculation results financial year by financial year so it is necessary to select the month that your financial year ends.

Cost percentage. This is the amount charged to a specific account and is different from FTE (for example a 50% FTE employee could have a cost percentage of 100% because all of their costs are charged to one place).

Pay awards. Recommended pay awards are put in place for you but you can override them if you wish. Where a Pay award is automatically set to zero this means the actual award is known and has been built into the calculation – so you should leave this as zero.

Salary Cost. This is the cost to the employer of the salary.

Pension Cost. This is the amount paid to the chosen pension scheme by the employer.

NI Costs. This is the employer's national insurance contribution.

User Defined Salaries. If the salary to be paid is not in the standard list you can use the user defined scale option. For example when calculating the cost of a professor the user defined scale should be used. (See also section on User Defined salaries).

HEI. Higher Education Institution.

UAP University Authorities Panel.

LCIG. Lecturers Common Interest Group.

APT & C Administrative Professional Technical and Clerical

USS. Universities Superannuation Scheme.

Number of Working Hours per Day. The maximum number of allowable working hours per day for the purposes of full economic costing (fEC).

Number of Working Days per Year. Maximum number of allowable working days per year, for the purposes of full economic costing (fEC).

Number of Working Hours per Year. The product of multiplying the Number of working Hours per Day with the Number of Working Days per Year gives the maximum number of allowable working hours per year for the purposes of full economic costing (fEC).

Hours to cost. Proportion of the maximum number of working hours per year (set on the fEC details page) that is actually spent on a project or piece of work and for which a costing is required. This is specified as being the number of hours worked per unit of time where the unit of time is one of hours per day, hours per week, hours per month or hours per year.

Default pay award. These default pay awards are set by the SiriusWeb team for national salary scales and by institutions for local salary scales but all can be customised by entering amounts directly into the boxes.

Rate. The average hourly cost rate for the financial year in question, including salary cost, pension cost and NI cost for full economic costing purposes. This can only be an average as it will vary from month to month throughout the year.

Hours. The number of hours for which a full economic costing has been produced for the financial year in question.

Pay Award Percentage. This is the amount that the salary is increased by.

Pay Award Threshold. This is the amount added to the salary if it is greater than the pay award percentage.

Pay Award Date. This is the date at which the pay award becomes effective.